

Election data

September 29, 2014

```
> library(EffectStars)
> data(election)
```

Effect Stars for the multinomial logit model for the election data.

```
> star.nominal(Partychoice ~ Age + Religion + Democracy + Pol.Interest +
+ Unemployment + Highschool + Union + West + Gender, election, cex.cat = 1,
+ cex.labels = 1.2, lwd.circle = 1.5, dist.cov = 0.8)
```

\$odds

	(Intercept)	Age	Religioncatholic	Religionother	religion
CDU	4.0414180	1.3610160	1.4966912		0.6995756
SPD	1.5990015	1.1593572	0.8217861		0.6516310
FDP	0.7082683	0.8949610	1.0941385		1.3833039
Greens	0.3340832	0.6717696	0.8806534		1.3315266
Left Party	0.6539807	1.0541321	0.8437849		1.1909573
	Democracynot	satisfied	Pol.Interestless	interested	
CDU		0.4647250		1.2235443	
SPD		0.6981521		1.4007700	
FDP		1.0014337		0.7694186	
Greens		1.0089709		1.2356738	
Left Party		3.0503736		0.6136870	
	Unemploymentunemployed	Highschoolhighschool	Unionmember	Westwest	
CDU		0.5982192	1.1681635	0.6654958	0.7187891
SPD		1.1349142	0.8022314	1.4926187	1.4746518
FDP		0.5714916	1.0529723	0.6002910	1.0248900
Greens		0.9302358	1.7567339	0.6772513	1.8973255
Left Party		2.7705995	0.5768644	2.4762479	0.4851655
	Gendermale				
CDU		0.7689529			
SPD		0.8261321			
FDP		1.2896875			
Greens		0.9805111			
Left Party		1.2448406			

\$coefficients

	(Intercept)	Age	Religioncatholic	Religionother	religion
CDU	1.3965956	0.30823148	0.4032568		-0.3572814
SPD	0.4693794	0.14786569	-0.1962752		-0.4282769
FDP	-0.3449323	-0.11097516	0.0899673		0.3244748

Greens	-1.0963653	-0.39783981	-0.1270911	0.2863261
Left Party	-0.4246775	0.05271779	-0.1698577	0.1747574
	Democracynot	satisfied	Pol.Interestless	interested
CDU	-0.766309354		0.2017518	
SPD	-0.359318301		0.3370221	
FDP	0.001432664		-0.2621201	
Greens	0.008930930		0.2116164	
Left Party	1.115264061		-0.4882702	
	Unemploymentunemployed	Highschoolhighschool	Unionmember	Westwest
CDU	-0.51379809	0.15543288	-0.4072230	-0.33018727
SPD	0.12655704	-0.22035813	0.4005321	0.38842192
FDP	-0.55950553	0.05161693	-0.5103407	0.02458526
Greens	-0.07231714	0.56345632	-0.3897129	0.64044524
Left Party	1.01906373	-0.55014800	0.9067445	-0.72326516
	Gendermale			
CDU	-0.26272555			
SPD	-0.19100061			
FDP	0.25439996			
Greens	-0.01968127			
Left Party	0.21900748			
\$se				
	(Intercept)	Age	Religioncatholic	Religionother religion
CDU	0.2241927	0.06883799	0.1629137	0.1675209
SPD	0.2455006	0.07244088	0.1661454	0.1722205
FDP	0.3115509	0.09372309	0.2388794	0.2184724
Greens	0.3272014	0.09663391	0.2339503	0.2129104
Left Party	0.3134423	0.09450515	0.2328685	0.2050096
	Democracynot	satisfied	Pol.Interestless	interested
CDU	0.1388867		0.1467924	
SPD	0.1475394		0.1596959	
FDP	0.1943961		0.1906783	
Greens	0.1933167		0.2026824	
Left Party	0.2290404		0.1853934	
	Unemploymentunemployed	Highschoolhighschool	Unionmember	Westwest
CDU	0.3657321	0.1691938	0.2118770	0.1559298
SPD	0.3140084	0.1889271	0.1836195	0.1722526
FDP	0.4982842	0.2177526	0.2891862	0.2070996
Greens	0.4216104	0.2081806	0.2730769	0.2221560
Left Party	0.3014527	0.2426935	0.2164160	0.1942954
	Gendermale			
CDU	0.1353619			
SPD	0.1423126			
FDP	0.1874526			
Greens	0.1840917			
Left Party	0.1806023			
\$pvalues				
	(Intercept)	Age	Religioncatholic	Religionother religion
CDU	4.680987e-10	7.547395e-06	0.01331325	0.03294467

SPD	5.588552e-02	4.123181e-02	0.23746528	0.01289003
FDP	2.682310e-01	2.363834e-01	0.70645435	0.13749137
Greens	8.059719e-04	3.838704e-05	0.58696459	0.17868341
Left Party	1.754550e-01	5.769606e-01	0.46574801	0.39397247
	Democracynot satisfied Pol.Interestless interested			
CDU	3.438249e-08		0.169316829	
SPD	1.487511e-02		0.034823994	
FDP	9.941198e-01		0.169233235	
Greens	9.631521e-01		0.296449019	
Left Party	1.119999e-06		0.008446062	
	Unemploymentunemployed Highschoolhighschool Unionmember			
CDU	0.1600664566		0.358269369	5.460851e-02
SPD	0.6869209386		0.243466508	2.916006e-02
FDP	0.2614951256		0.812622691	7.760614e-02
Greens	0.8638102011		0.006798138	1.535459e-01
Left Party	0.0007235162		0.023399826	2.791731e-05
	Westwest Gendermale			
CDU	0.0342142665	0.05226895		
SPD	0.0241360950	0.17955713		
FDP	0.9055033181	0.17473587		
Greens	0.0039407876	0.91486024		
Left Party	0.0001972576	0.22526357		

\$p_rel

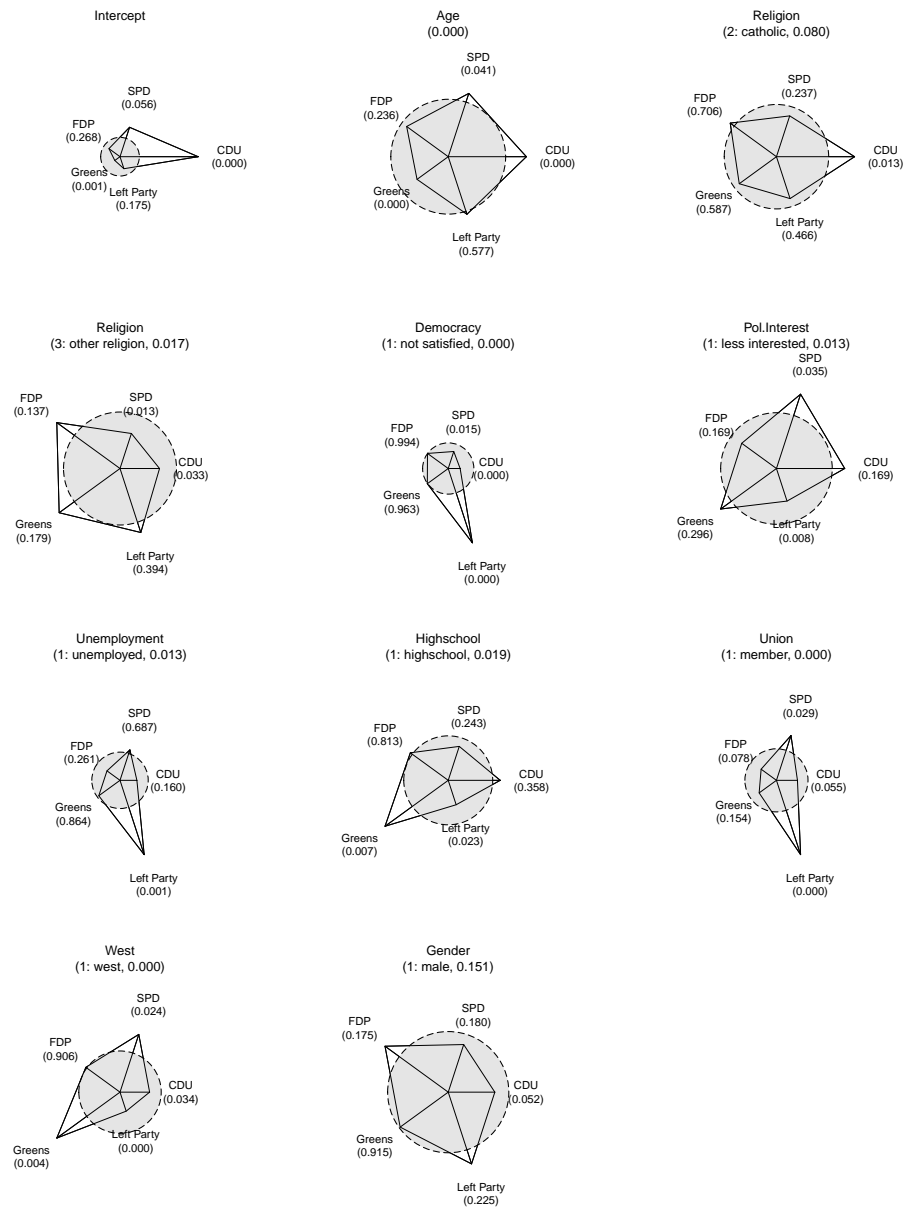
	Age Religioncatholic Religionother religion
[1,]	5.625482e-07 0.08015606 0.01694874
	Democracynot satisfied Pol.Interestless interested Unemploymentunemployed
[1,]	2.955651e-10 0.01335832 0.01308379
	Highschoolhighschool Unionmember Westwest Gendermale
[1,]	0.01862473 3.281531e-05 1.548773e-05 0.1509492

\$xlim

[1] 10.50769 57.38814

\$ylim

[1] 10.06313 72.58387



Effect Stars for the multinomial logit model for the election data using effect coding for the categorical predictor religion.

```
> star.nominal(Partychoice ~ Age + Religion + Democracy + Pol.Interest +
+ Unemployment + Highschool + Union + West + Gender, election, cex.cat = 1,
+ cex.labels = 1.2, lwd.circle = 1.5, dist.cov = 0.8, pred.coding = "effect")
```

\$odds

	Intercept	Age	Religionevangelical	Religioncatholic
CDU	4.1038303	1.3610160	0.9847917	1.4739290
SPD	1.2984813	1.1593572	1.2314398	1.0119800
FDP	0.8131946	0.8949610	0.8709703	0.9529622
Greens	0.3522948	0.6717696	0.9483057	0.8351287
Left Party	0.6550497	1.0541321	0.9983681	0.8424079
		Religionother religion	Democracynot satisfied	
CDU		0.6889363	0.4647250	
SPD		0.8024443	0.6981521	
FDP		1.2048167	1.0014337	
Greens		1.2626943	1.0089709	
Left Party		1.1890138	3.0503736	
		Pol.Interestless interested	Unemploymentunemployed	
CDU		1.2235443	0.5982192	
SPD		1.4007700	1.1349142	
FDP		0.7694186	0.5714916	
Greens		1.2356738	0.9302358	
Left Party		0.6136870	2.7705995	
		Highschoolhighschool	Unionmember	Westwest Gendermale
CDU		1.1681635	0.6654958	0.7187891 0.7689529
SPD		0.8022314	1.4926187	1.4746518 0.8261321
FDP		1.0529723	0.6002910	1.0248900 1.2896875
Greens		1.7567339	0.6772513	1.8973255 0.9805111
Left Party		0.5768644	2.4762479	0.4851655 1.2448406

\$coefficients

	Intercept	Age	Religionevangelical	Religioncatholic
CDU	1.4119208	0.30823148	-0.015325137	0.38793164
SPD	0.2611953	0.14786569	0.208184031	0.01190884
FDP	-0.2067849	-0.11097516	-0.138147356	-0.04818006
Greens	-1.0432870	-0.39783981	-0.053078312	-0.18016946
Left Party	-0.4230442	0.05271779	-0.001633224	-0.17149096
		Religionother religion	Democracynot satisfied	
CDU		-0.3726065	-0.766309354	
SPD		-0.2200929	-0.359318301	
FDP		0.1863274	0.001432664	
Greens		0.2332478	0.008930930	
Left Party		0.1731242	1.115264061	
		Pol.Interestless interested	Unemploymentunemployed	
CDU		0.2017518	-0.51379809	
SPD		0.3370221	0.12655704	
FDP		-0.2621201	-0.55950553	

Greens		0.2116164		-0.07231714
Left Party		-0.4882702		1.01906373
	Highschoolhighschool	Unionmember	Westwest	Gendermale
CDU		0.15543288	-0.4072230	-0.33018727
SPD		-0.22035813	0.4005321	0.38842192
FDP		0.05161693	-0.5103407	0.02458526
Greens		0.56345632	-0.3897129	0.64044524
Left Party		-0.55014800	0.9067445	-0.72326516

\$se

	Intercept	Age	Religionevangelical	Religioncatholic
CDU	0.2048591	0.06883799	0.09223425	0.1001700
SPD	0.2302391	0.07244088	0.09354785	0.1038609
FDP	0.2783674	0.09372309	0.13051669	0.1410074
Greens	0.2983715	0.09663391	0.12673305	0.1395573
Left Party	0.2905319	0.09450515	0.12298175	0.1411115

	Religionother religion	Democracynot satisfied
CDU	0.1026717	0.1388867
SPD	0.1071088	0.1475394
FDP	0.1295069	0.1943961
Greens	0.1278369	0.1933167
Left Party	0.1258816	0.2290404

	Pol.Interestless interested	Unemploymentunemployed
CDU	0.1467924	0.3657321
SPD	0.1596959	0.3140084
FDP	0.1906783	0.4982842
Greens	0.2026824	0.4216104
Left Party	0.1853934	0.3014527

	Highschoolhighschool	Unionmember	Westwest	Gendermale
CDU	0.1691938	0.2118770	0.1559298	0.1353619
SPD	0.1889271	0.1836195	0.1722526	0.1423126
FDP	0.2177526	0.2891862	0.2070996	0.1874526
Greens	0.2081806	0.2730769	0.2221560	0.1840917
Left Party	0.2426935	0.2164160	0.1942954	0.1806023

\$pvalues

	Intercept	Age	Religionevangelical	Religioncatholic
CDU	5.495382e-12	7.547395e-06	0.8680354	0.0001076213
SPD	2.566048e-01	4.123181e-02	0.0260525	0.9087135202
FDP	4.575732e-01	2.363834e-01	0.2898435	0.7325883134
Greens	4.712200e-04	3.838704e-05	0.6753478	0.1967011577
Left Party	1.453642e-01	5.769606e-01	0.9894042	0.2242566252

	Religionother religion	Democracynot satisfied
CDU	0.0002844045	3.438249e-08
SPD	0.0398932677	1.487511e-02
FDP	0.1502227182	9.941198e-01
Greens	0.0680653775	9.631521e-01
Left Party	0.1690403259	1.119999e-06

	Pol.Interestless interested	Unemploymentunemployed
CDU	0.169316829	0.1600664566

SPD		0.034823994		0.6869209386
FDP		0.169233235		0.2614951256
Greens		0.296449019		0.8638102011
Left Party		0.008446062		0.0007235162
	Highschoolhighschool	Unionmember	Westwest	Gendermale
CDU		0.358269369	5.460851e-02	0.0342142665 0.05226895
SPD		0.243466508	2.916006e-02	0.0241360950 0.17955713
FDP		0.812622691	7.760614e-02	0.9055033181 0.17473587
Greens		0.006798138	1.535459e-01	0.0039407876 0.91486024
Left Party		0.023399826	2.791731e-05	0.0001972576 0.22526357

\$p_rel

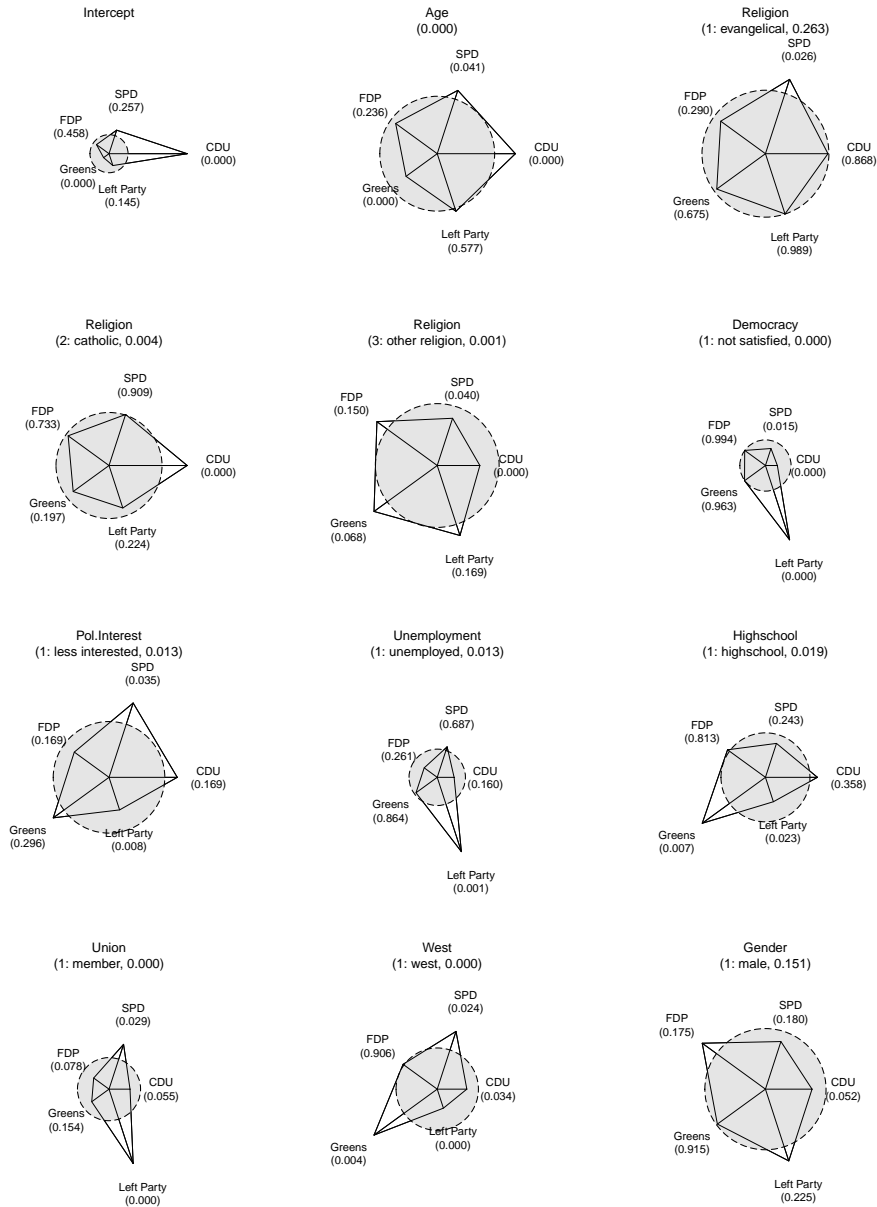
	Age	Religionevangelical	Religioncatholic	Religionother religion
[1,]	5.625482e-07	0.2626094	0.003582126	0.0005500146
	Democracynot satisfied	Pol.Interestless	interested	Unemploymentunemployed
[1,]	2.955651e-10		0.01335832	0.01308379
	Highschoolhighschool	Unionmember	Westwest	Gendermale
[1,]	0.01862473	3.281531e-05	1.548773e-05	0.1509492

\$xlim

[1] 10.66996 58.27439

\$ylim

[1] 10.21854 73.70479



Effect Stars for the multinomial logit model for the election data including confidence intervals.

```
> star.nominal(Partychoice ~ Age + Religion + Democracy + Pol.Interest +
+ Unemployment + Highschool + Union + West + Gender, election, cex.cat = 1,
+ cex.labels = 1.2, conf.int = TRUE, dist.cov = 0.7, lwd.circle = 0.01,
+ lty.circle = "solid", col.circle = "gray90")
```

\$odds

	(Intercept)	Age	Religioncatholic	Religionother religion
CDU	4.0414180	1.3610160	1.4966912	0.6995756
SPD	1.5990015	1.1593572	0.8217861	0.6516310
FDP	0.7082683	0.8949610	1.0941385	1.3833039
Greens	0.3340832	0.6717696	0.8806534	1.3315266
Left Party	0.6539807	1.0541321	0.8437849	1.1909573
	Democracynot satisfied	Pol.Interestless interested		
CDU	0.4647250	1.2235443		
SPD	0.6981521	1.4007700		
FDP	1.0014337	0.7694186		
Greens	1.0089709	1.2356738		
Left Party	3.0503736	0.6136870		
	Unemploymentunemployed	Highschoolhighschool	Unionmember	Westwest
CDU	0.5982192	1.1681635	0.6654958	0.7187891
SPD	1.1349142	0.8022314	1.4926187	1.4746518
FDP	0.5714916	1.0529723	0.6002910	1.0248900
Greens	0.9302358	1.7567339	0.6772513	1.8973255
Left Party	2.7705995	0.5768644	2.4762479	0.4851655
	Gendermale			
CDU	0.7689529			
SPD	0.8261321			
FDP	1.2896875			
Greens	0.9805111			
Left Party	1.2448406			

\$coefficients

	(Intercept)	Age	Religioncatholic	Religionother religion
CDU	1.3965956	0.30823148	0.4032568	-0.3572814
SPD	0.4693794	0.14786569	-0.1962752	-0.4282769
FDP	-0.3449323	-0.11097516	0.0899673	0.3244748
Greens	-1.0963653	-0.39783981	-0.1270911	0.2863261
Left Party	-0.4246775	0.05271779	-0.1698577	0.1747574
	Democracynot satisfied	Pol.Interestless interested		
CDU	-0.766309354	0.2017518		
SPD	-0.359318301	0.3370221		
FDP	0.001432664	-0.2621201		
Greens	0.008930930	0.2116164		
Left Party	1.115264061	-0.4882702		
	Unemploymentunemployed	Highschoolhighschool	Unionmember	Westwest
CDU	-0.51379809	0.15543288	-0.4072230	-0.33018727
SPD	0.12655704	-0.22035813	0.4005321	0.38842192

FDP	-0.55950553	0.05161693	-0.5103407	0.02458526
Greens	-0.07231714	0.56345632	-0.3897129	0.64044524
Left Party	1.01906373	-0.55014800	0.9067445	-0.72326516

	Gendermale
CDU	-0.26272555
SPD	-0.19100061
FDP	0.25439996
Greens	-0.01968127
Left Party	0.21900748

\$se

	(Intercept)	Age	Religioncatholic	Religionother	religion
CDU	0.2241927	0.06883799	0.1629137		0.1675209
SPD	0.2455006	0.07244088	0.1661454		0.1722205
FDP	0.3115509	0.09372309	0.2388794		0.2184724
Greens	0.3272014	0.09663391	0.2339503		0.2129104
Left Party	0.3134423	0.09450515	0.2328685		0.2050096

	Democracynot	satisfied	Pol.Interestless	interested
CDU		0.1388867		0.1467924
SPD		0.1475394		0.1596959
FDP		0.1943961		0.1906783
Greens		0.1933167		0.2026824
Left Party		0.2290404		0.1853934

	Unemploymentunemployed	Highschoolhighschool	Unionmember	Westwest
CDU	0.3657321	0.1691938	0.2118770	0.1559298
SPD	0.3140084	0.1889271	0.1836195	0.1722526
FDP	0.4982842	0.2177526	0.2891862	0.2070996
Greens	0.4216104	0.2081806	0.2730769	0.2221560
Left Party	0.3014527	0.2426935	0.2164160	0.1942954

	Gendermale
CDU	0.1353619
SPD	0.1423126
FDP	0.1874526
Greens	0.1840917
Left Party	0.1806023

\$pvalues

	(Intercept)	Age	Religioncatholic	Religionother	religion
CDU	4.680987e-10	7.547395e-06	0.01331325		0.03294467
SPD	5.588552e-02	4.123181e-02	0.23746528		0.01289003
FDP	2.682310e-01	2.363834e-01	0.70645435		0.13749137
Greens	8.059719e-04	3.838704e-05	0.58696459		0.17868341
Left Party	1.754550e-01	5.769606e-01	0.46574801		0.39397247

	Democracynot	satisfied	Pol.Interestless	interested
CDU		3.438249e-08		0.169316829
SPD		1.487511e-02		0.034823994
FDP		9.941198e-01		0.169233235
Greens		9.631521e-01		0.296449019
Left Party		1.119999e-06		0.008446062

	Unemploymentunemployed	Highschoolhighschool	Unionmember
--	------------------------	----------------------	-------------

CDU	0.1600664566	0.358269369	5.460851e-02
SPD	0.6869209386	0.243466508	2.916006e-02
FDP	0.2614951256	0.812622691	7.760614e-02
Greens	0.8638102011	0.006798138	1.535459e-01
Left Party	0.0007235162	0.023399826	2.791731e-05

	Westwest Gendermale		
CDU	0.0342142665	0.05226895	
SPD	0.0241360950	0.17955713	
FDP	0.9055033181	0.17473587	
Greens	0.0039407876	0.91486024	
Left Party	0.0001972576	0.22526357	

\$p_rel

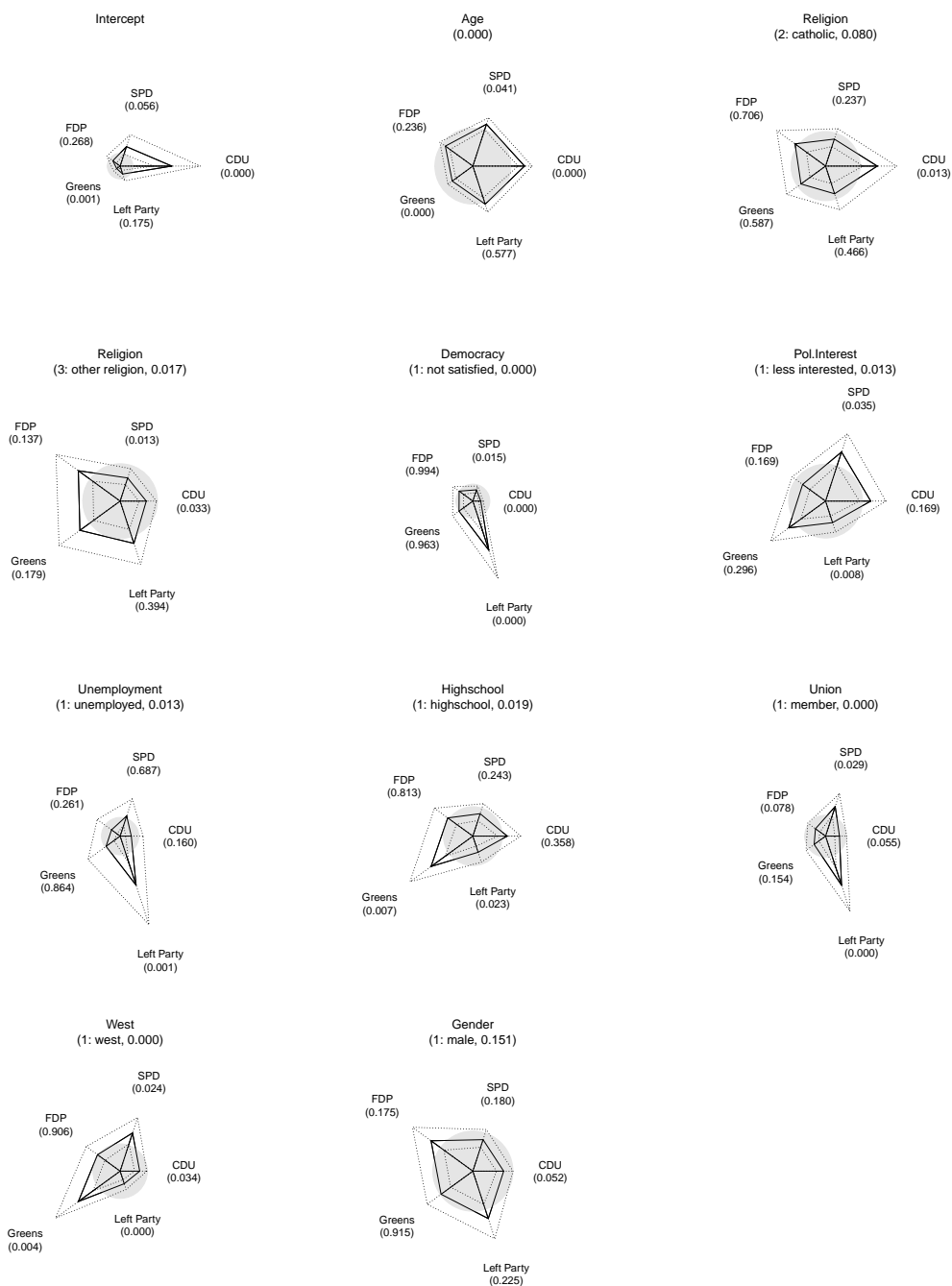
	Age	Religion	catholic	Religion	other religion
[1,]	5.625482e-07	0.08015606		0.01694874	
	Democracy	not satisfied	Pol.	Interestless	interested
[1,]	2.955651e-10			0.01335832	0.01308379
	Highschool	highschool	Unionmember	Westwest	Gendermale
[1,]	0.01862473	3.281531e-05	1.548773e-05	0.1509492	

\$xlim

[1] 21.11553 89.21167

\$ylim

[1] 15.25755 119.40438



Effect Stars for the multinomial logit model for the election data with reference category "FDP". Leaving away the p-values can sometimes increase clarity.

```
> star.nominal(Partychoice ~ Age + Religion + Democracy + Pol.Interest +
+ Unemployment + Highschool + Union + West + Gender, election, cex.cat = 1,
+ cex.labels = 1.2, lwd.circle = 1.5, refLevel = 3, symmetric = FALSE,
+ dist.cov = 0.8, printpvalues = FALSE)
```

\$odds

	(Intercept)	Age	Religioncatholic	Religionother religion
CDU	5.7060549	1.5207546	1.3679174	0.5057281
SPD	2.2576210	1.2954276	0.7510805	0.4710685
FDP	1.0000000	1.0000000	1.0000000	1.0000000
Greens	0.4716901	0.7506133	0.8048829	0.9625698
Left Party	0.9233516	1.1778526	0.7711865	0.8609513
	Democracynot satisfied	Pol.Interestless interested		
CDU	0.4640597	1.5902192		
SPD	0.6971526	1.8205564		
FDP	1.0000000	1.0000000		
Greens	1.0075264	1.6059837		
Left Party	3.0460065	0.7975983		
	Unemploymentunemployed	Highschoolhighschool	Unionmember	Westwest
CDU	1.046768	1.1093963	1.108622	0.701333
SPD	1.985881	0.7618733	2.486492	1.438839
FDP	1.0000000	1.0000000	1.000000	1.000000
Greens	1.627733	1.6683571	1.128205	1.851248
Left Party	4.848015	0.5478439	4.125079	0.473383
	Gendermale			
CDU	0.5962319			
SPD	0.6405676			
FDP	1.0000000			
Greens	0.7602703			
Left Party	0.9652265			

\$coefficients

	(Intercept)	Age	Religioncatholic	Religionother religion
CDU	1.74152788	0.4192066	0.3132895	-0.68175613
SPD	0.81431162	0.2588408	-0.2862425	-0.75275167
FDP	0.00000000	0.0000000	0.0000000	0.00000000
Greens	-0.75143303	-0.2868646	-0.2170584	-0.03814868
Left Party	-0.07974521	0.1636929	-0.2598250	-0.14971736
	Democracynot satisfied	Pol.Interestless interested		
CDU	-0.767742018	0.4638719		
SPD	-0.360750965	0.5991421		
FDP	0.000000000	0.0000000		
Greens	0.007498266	0.4737365		
Left Party	1.113831397	-0.2261501		
	Unemploymentunemployed	Highschoolhighschool	Unionmember	Westwest
CDU	0.04570744	0.1038159	0.1031177	-0.3547725
SPD	0.68606257	-0.2719751	0.9108727	0.3638367

FDP	0.0000000	0.0000000	0.0000000	0.0000000
Greens	0.48718839	0.5118394	0.1206278	0.6158600
Left Party	1.57856926	-0.6017649	1.4170851	-0.7478504

	Gendermale
CDU	-0.51712552
SPD	-0.44540058
FDP	0.00000000
Greens	-0.27408124
Left Party	-0.03539249

\$se

	(Intercept)	Age	Religioncatholic	Religionother	religion
CDU	0.4220943	0.1284890	0.3203470		0.3074542
SPD	0.4442439	0.1327380	0.3263015		0.3141396
FDP	0.0000000	0.0000000	0.0000000		0.0000000
Greens	0.5159175	0.1543686	0.3848512		0.3480746
Left Party	0.5064943	0.1516619	0.3850721		0.3421935

	Democracynot	satisfied	Pol.Interestless	interested
CDU		0.2600591		0.2660984
SPD		0.2699315		0.2800846
FDP		0.0000000		0.0000000
Greens		0.3083076		0.3181562
Left Party		0.3493993		0.3002862

	Unemploymentunemployed	Highschoolhighschool	Unionmember	Westwest
CDU	0.7168156	0.3030877	0.4094070	0.2862837
SPD	0.6775748	0.3242459	0.3874875	0.3039475
FDP	0.0000000	0.0000000	0.0000000	0.0000000
Greens	0.7594057	0.3391514	0.4639056	0.3477532
Left Party	0.6641415	0.3728742	0.4108741	0.3211784

	Gendermale
CDU	0.2570392
SPD	0.2654878
FDP	0.0000000
Greens	0.3006768
Left Party	0.2982518

\$p_rel

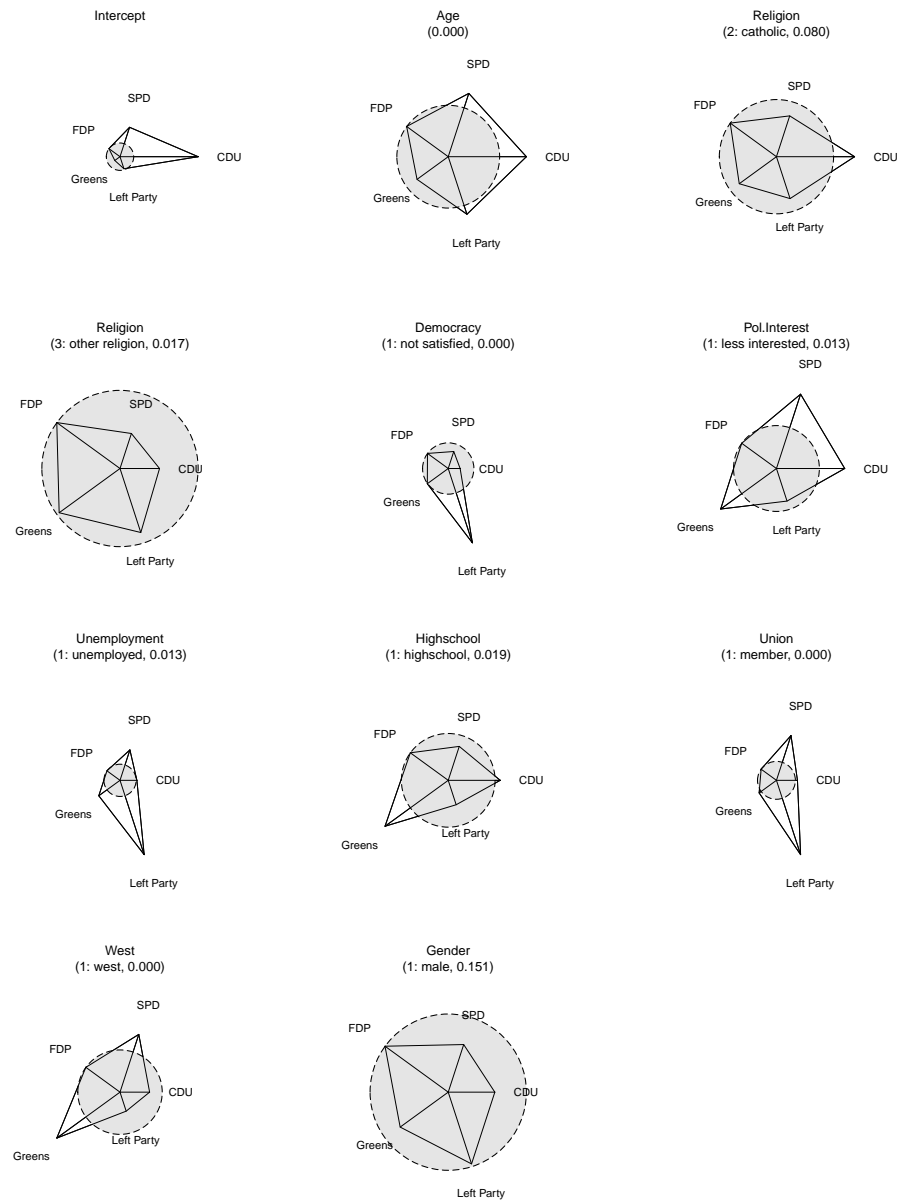
	Age	Religioncatholic	Religionother	religion
[1,]	5.625482e-07	0.08015606	0.01694874	
	Democracynot	satisfied	Pol.Interestless	interested
[1,]	2.955651e-10		0.01335832	0.01308379
	Highschoolhighschool	Unionmember	Westwest	Gendermale
[1,]	0.01862473	3.281531e-05	1.548773e-05	0.1509492

\$xlim

[1] 14.83574 81.02598

\$ylim

[1] 14.20808 102.48075



Effect Stars for the multinomial logit model for the election data with four category-specific covariates.

```
> election[,13:16] <- election[,13:16] - election[,12]
> election[,18:21] <- election[,18:21] - election[,17]
> election[,23:26] <- election[,23:26] - election[,22]
> election[,28:31] <- election[,28:31] - election[,27]
> election$Social <- election$Social_SPD
> election$Immigration <- election$Immigration_SPD
> election$Nuclear <- election$Nuclear_SPD
> election$Left_Right <- election$Left_Right_SPD
> star.nominal(Partychoice ~ Social + Immigration + Nuclear + Left_Right + Age +
+ Religion + Democracy + Pol.Interest + Unemployment + Highschool + Union + West +
+ Gender, data = election,
+ xij = list(Social ~ Social_SPD + Social_FDP + Social_Greens + Social_Left,
+ Immigration ~ Immigration_SPD + Immigration_FDP + Immigration_Greens + Immigration_Left,
+ Nuclear ~ Nuclear_SPD + Nuclear_FDP + Nuclear_Greens + Nuclear_Left,
+ Left_Right ~ Left_Right_SPD + Left_Right_FDP + Left_Right_Greens + Left_Right_Left),
+ cex.cat = 1, cex.labels = 1.4, lwd.circle = 1.5, dist.cov = 0.8)
```

\$odds

	(Intercept)	Age	Religioncatholic	Religionother	religion
CDU	3.8011447	1.3612851	1.7116679		0.9270493
SPD	1.2689668	1.1631240	0.8119858		0.7070553
FDP	0.6002334	0.9448420	1.3554629		1.7608286
Greens	0.4484616	0.7078829	0.9066765		1.0931248
Left Party	0.7701760	0.9442876	0.5854530		0.7926053
	Democracynot	satisfied	Pol.Interestless	interested	
CDU		0.4898356		1.1705339	
SPD		0.7386462		1.3192603	
FDP		1.1961609		0.7482434	
Greens		0.8630963		1.1128787	
Left Party		2.6770981		0.7776690	
	Unemploymentunemployed	Highschoolhighschool	Unionmember	Westwest	
CDU		0.9584716	1.3080832	0.6214195	0.5773750
SPD		1.0117595	0.8614084	1.4443515	1.6367666
FDP		0.8997789	1.3046584	0.7169625	0.7455735
Greens		0.7956908	1.4416545	0.6326797	1.7707552
Left Party		1.4403343	0.4718430	2.4561892	0.8015050
	Gendermale				
CDU		0.8015079			
SPD		0.7659470			
FDP		1.0759390			
Greens		1.0678932			
Left Party		1.4176792			

\$coefficients

	(Intercept)	Age	Religioncatholic	Religionother	religion
CDU	1.3353023	0.30842916	0.53746829		-0.07574850
SPD	0.2382030	0.15110952	-0.20827246		-0.34664642

FDP	-0.5104367	-0.05673755	0.30414302	0.56578447
Greens	-0.8019323	-0.34547661	-0.09796952	0.08904038
Left Party	-0.2611363	-0.05732452	-0.53536933	-0.23242993
	Democracynot	satisfied	Pol.Interestless	interested
CDU		-0.7136854		0.1574600
SPD		-0.3029363		0.2770712
FDP		0.1791172		-0.2900269
Greens		-0.1472290		0.1069501
Left Party		0.9847334		-0.2514543
	Unemploymentunemployed	Highschoolhighschool	Unionmember	Westwest
CDU		-0.04241539	0.2685628	-0.4757488 -0.5492632
SPD		0.01169086	-0.1491866	0.3676605 0.4927227
FDP		-0.10560618	0.2659413	-0.3327317 -0.2936015
Greens		-0.22854455	0.3657914	-0.4577910 0.5714061
Left Party		0.36487527	-0.7511089	0.8986110 -0.2212641
	Gendermale			
CDU		-0.22126042		
SPD		-0.26664233		
FDP		0.07319380		
Greens		0.06568778		
Left Party		0.34902117		
\$se				
	(Intercept)	Age	Religioncatholic	Religionother religion
CDU	0.2981722	0.08679121	0.2127910	0.2131650
SPD	0.2780505	0.08018670	0.1883308	0.1920546
FDP	0.3552321	0.10436419	0.2664386	0.2458249
Greens	0.3588036	0.10644737	0.2543597	0.2385184
Left Party	0.3877065	0.11781620	0.2877358	0.2560869
	Democracynot	satisfied	Pol.Interestless	interested
CDU		0.1805016		0.1917790
SPD		0.1660231		0.1801202
FDP		0.2187023		0.2170315
Greens		0.2143911		0.2290519
Left Party		0.2820579		0.2327036
	Unemploymentunemployed	Highschoolhighschool	Unionmember	Westwest
CDU		0.4350242	0.2204325	0.2741820 0.2029215
SPD		0.3651699	0.2110732	0.2120310 0.1931098
FDP		0.5596199	0.2476985	0.3197829 0.2347514
Greens		0.4718760	0.2372396	0.2999115 0.2481622
Left Party		0.4071883	0.2986892	0.2749185 0.2431232
	Gendermale			
CDU		0.1737192		
SPD		0.1584829		
FDP		0.2080704		
Greens		0.2018792		
Left Party		0.2212970		
\$pvalues				
	(Intercept)	Age	Religioncatholic	Religionother religion

CDU	7.524280e-06	0.0003798648	0.01154341	0.72232632
SPD	3.916164e-01	0.0595012660	0.26877575	0.07108457
FDP	1.507434e-01	0.5866826337	0.25365660	0.02135912
Greens	2.541623e-02	0.0011723817	0.70011784	0.70892058
Left Party	5.006031e-01	0.6265709476	0.06279671	0.36407825

		Democracy	not satisfied	Pol.	Interestless	interested
CDU	0.0000768875				0.4116184	
SPD	0.0680518890				0.1239858	
FDP	0.4127862736				0.1814395	
Greens	0.4922522847				0.6405535	
Left Party	0.0004807739				0.2798851	

		Unemployment	unemployed	Highschool	highschool	Unionmember	Westwest
CDU	0.9223284			0.22309295	0.082712972	0.006793975	
SPD	0.9744602			0.47969066	0.082919129	0.010725547	
FDP	0.8503197			0.28298006	0.298111111	0.211047250	
Greens	0.6281504			0.12310646	0.126905294	0.021304109	
Left Party	0.3702074			0.01191391	0.001080636	0.362774885	

		Gender	male
CDU	0.20278137		
SPD	0.09247829		
FDP	0.72500759		
Greens	0.74489229		
Left Party	0.11475823		

```
$catspec
      Social Immigration      Nuclear Left_Right
[1,] -0.1630662 -0.1194577 -0.1848822 -0.6269847
```

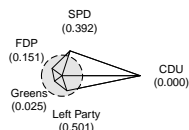
```
$catspecse
      Social Immigration      Nuclear Left_Right
[1,] 0.03313544 0.03170079 0.02960555 0.04180896
```

```
$p_rel
      Social Immigration      Nuclear Left_Right      Age
[1,] 5.117136e-07 0.0001397863 1.107482e-10 0 0.000175962
      Religioncatholic Religionother religion Democracynot satisfied
[1,] 0.0606889 0.1014177 3.01792e-05
      Pol.Interestless interested Unemploymentunemployed Highschoolhighschool
[1,] 0.2696232 0.9151604 0.04863854
      Unionmember Westwest Gendermale
[1,] 0.002959962 0.001123774 0.2346133
```

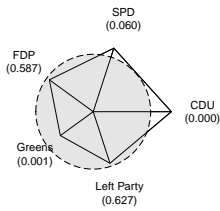
```
$xlim
[1] 9.882976 53.976255
```

```
$ylim
[1] 9.46485 68.26856
```

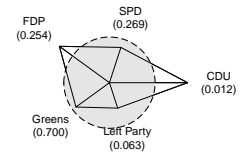
Intercept



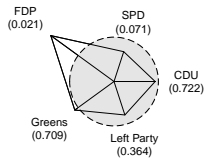
Age (0.000)



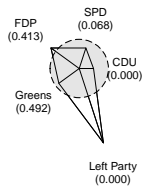
Religion (2: catholic, 0.061)



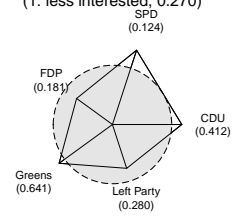
Religion (3: other religion, 0.101)



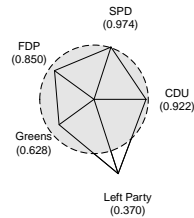
Democracy (1: not satisfied, 0.000)



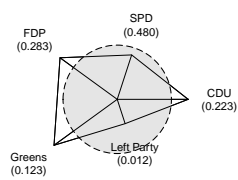
Pol. Interest (1: less interested, 0.270)



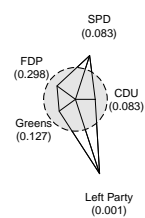
Unemployment (1: unemployed, 0.915)




Highschool (1: highschool, 0.049)




Union (1: member, 0.003)



West (1: west, 0.001)



Gender (1: male, 0.235)



Global coefficients

